

CryoPen®
The skin perfecter



FLAWLESS SKIN IN A MATTER OF SECONDS

Removes unsightly
skin tags, warts and
age spots for that
perfect finish

How the CryoPen™ can make a difference...

Seborrheic Keratosis



Verrucae



Skin tag




Sun spot



Wart



Age spot



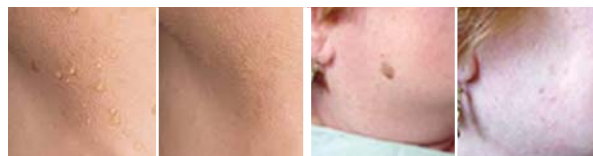


Examples of what the CryoPen™ can do...



Age spots

Sun spot



Skin Tags

Age Spot



Wart

Cherry Angioma

The area will be slightly itchy for about ten minutes.
Occasionally a blister might form and persist for a few hours.

What if I have darker skin? Repeated short freezing cycles of 3 to 6 seconds at two-week intervals are recommended if you have a darker skin type.

- ❖ *In a matter of seconds you can have flawless skin*
- ❖ *Removes unsightly skin tags, warts and age spots for that perfect finish*
- ❖ *Minimally invasive*

CRYOSTHETICS

CryoPen
The skin perfector



Treatmentguide



What is Cryotherapy and what does it treat?

CryoPen™ is an advanced cryotherapy innovation that is a fast, effective, safe and new solution for removal of skin imperfections. Procedures typically last from 5 to 25 seconds, so you can be in and out of the salon quickly.

The CryoPen™ emits a fine jet of nitrous oxide under high pressure, which allows the clinician to work with millimetre precision. This destroys the tissue by freezing the inter-cellular fluid, forming ice shards and crystals which rupture the membrane, thereby destroying the cell. That means there will be no collateral damage to healthy tissue. It's so incredibly accurate and practical.

Cosmetic procedures such as skin tags, milia and cherry angiomas are no longer being treated by many doctors on the NHS. With the CryoPen™ you can now have these treatments in the beauty salon.

CryoPen™ offers the ideal treatment for:

- ❖ Skin tags
- ❖ Solar lentigo
- ❖ Age spots
- ❖ Milia
- ❖ Warts
- ❖ Cherry angioma
- ❖ Viral verrucae

How it works

First cycle – freeze

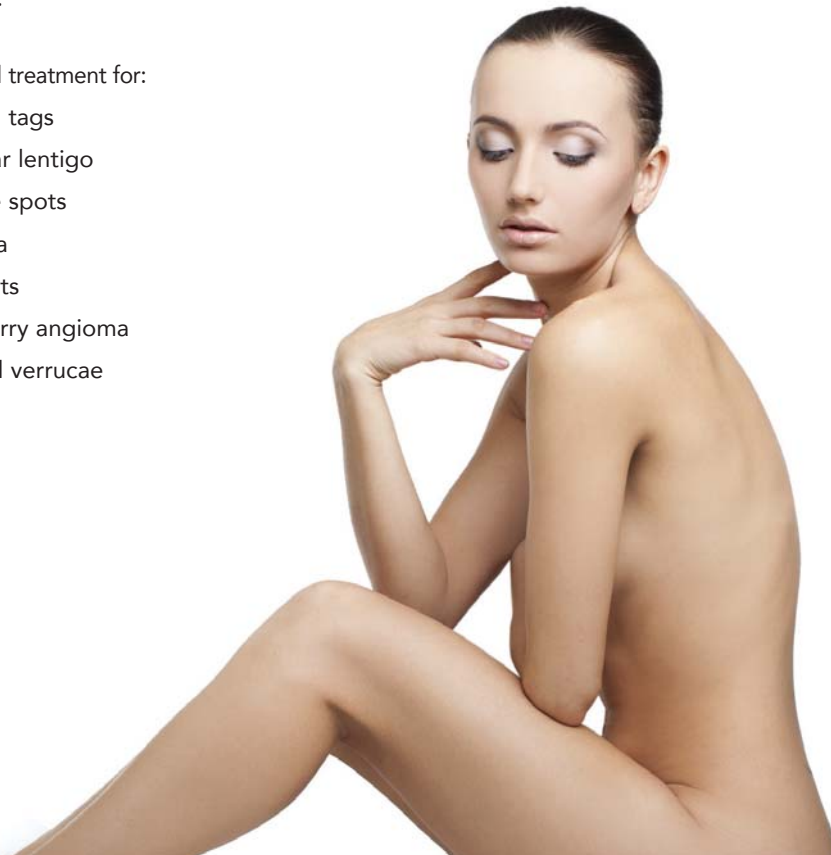
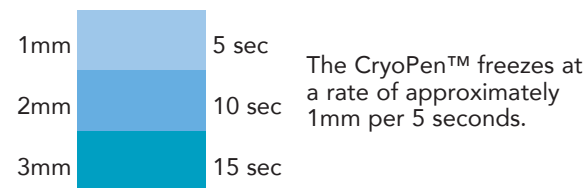
The applicator is held as close as possible to the skin imperfection and moved quickly towards and away from it. This could be from 1-30 seconds, depending on the size and depth.

Thaw

After the first freeze cycle, the tissue is allowed to thaw for about 30 seconds.

Second cycle – freeze

Now the second freeze cycle will begin. The tissue will freeze faster than during the first freezing cycle.



Frequently asked questions

Are there any side effects? Cryotherapy is relatively low risk. There are a few side effects that may occur as a result of treatment, including:

- Pigmentary changes (hypopigmentation and hyperpigmentation) if this happens skin colour normally returns after a few months.
- Nerve damage (particularly in areas where nerves lie close to the surface of the skin, on fingers, wrist, area behind the ear) Reports show that normal sensitivity returns after a few months
- Shards of frozen ice (minor shards of frozen ice may blow out, that will thaw on contact with healthy skin)
- Hair follicle damage and permanent alopecia (especially when treating area on sites with coarse terminal hair). Discuss any concerns you have with your clinician.

How long are Cryopen™ treatments? The duration of the treatment time will depend on the surface area and the thickness of the tissue being treated. Upon the clinical evaluation of the thickness of the area, the clinician will choose an application time from 1 to 30 seconds.

How much will the treatment cost? The cost of treatment will depend on the clinic and the size of the area. Make an appointment with your clinician to discuss costs and to assess your area.

How safe is cryotherapy? Cryotherapy is a relatively low-risk procedure. Cryopen™ delivers N2O directly to the area, and not the healthy surrounding tissue. Cryopen™ is both CE and FDA registered.

Is the treatment painful? There will be a pain sensation similar to a stinging nettle on the skin when the nitrous oxide reaches the bottom of the area. There might be a little residual stinging for a few minutes after treatment.